



R.A.SH Tronics Ltd  
Department of R&D

4/2/2020

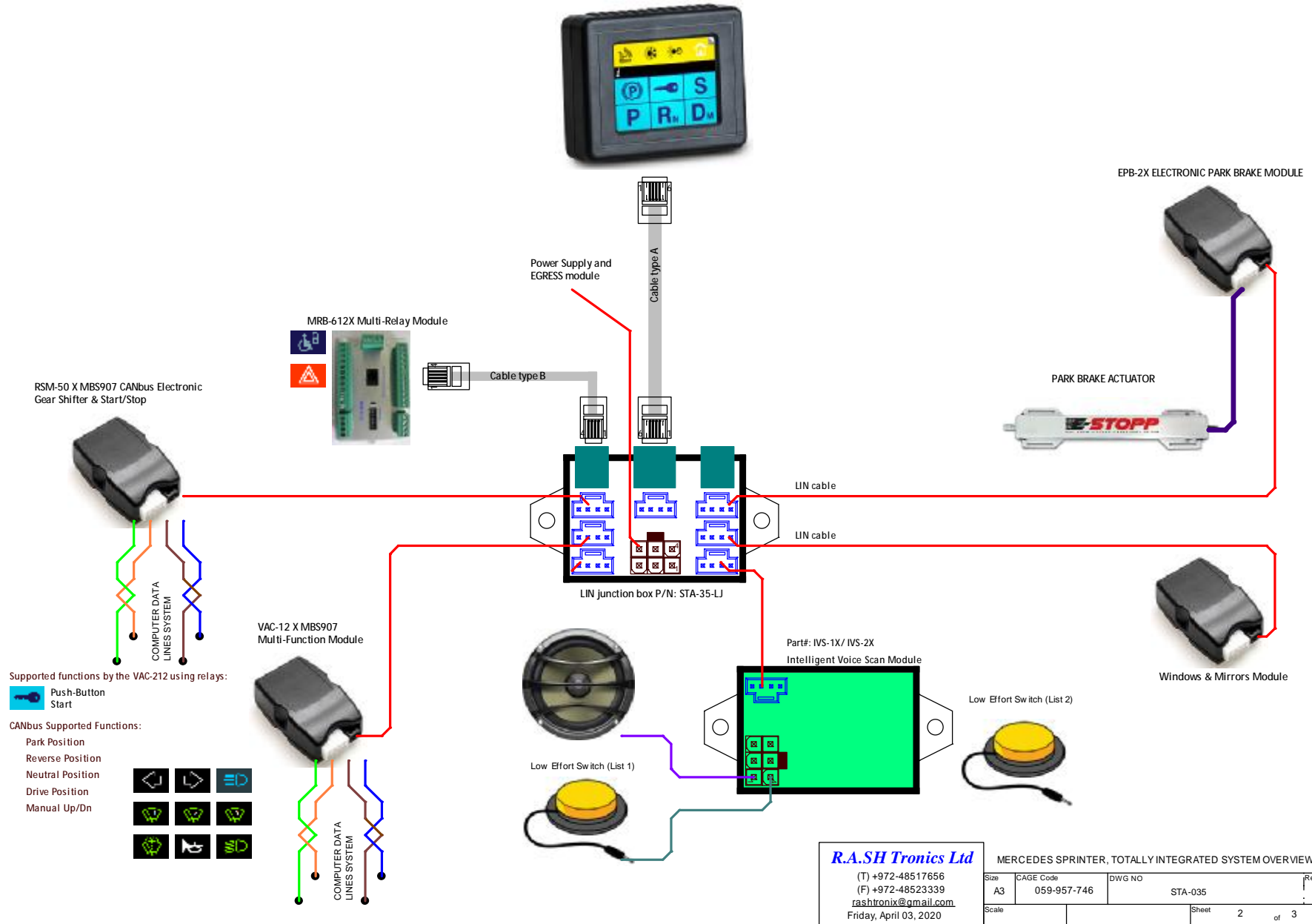
## MERCEDES SPRINTER 907 MANUAL

Raed Shakkour CEO  
R.A.SH TRONICS LTD

## Table of Contents

SYSTEM OVERVIEW .....	2
Power and Back-Up Battery Wiring.....	3
Pushbutton Start Wiring.....	4
Electronic Gear Shifter Wiring.....	5
Multi-Function Module .....	6
Windows & Mirrors module.....	7
MRB-612X Multi-Relay Module.....	8
MRB-612X Docking Station Wiring.....	9
MRB-612X Hazards Wiring .....	10

# SYSTEM OVERVIEW



**R.A.SH Tronics Ltd**  
 (T) +972-48517656  
 (F) +972-48523339  
 rashtronix@gmail.com  
 Friday, April 03, 2020

MERCEDES SPRINTER, TOTALLY INTEGRATED SYSTEM OVERVIEW

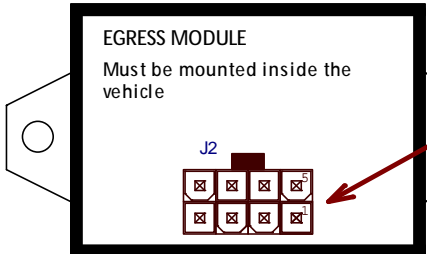
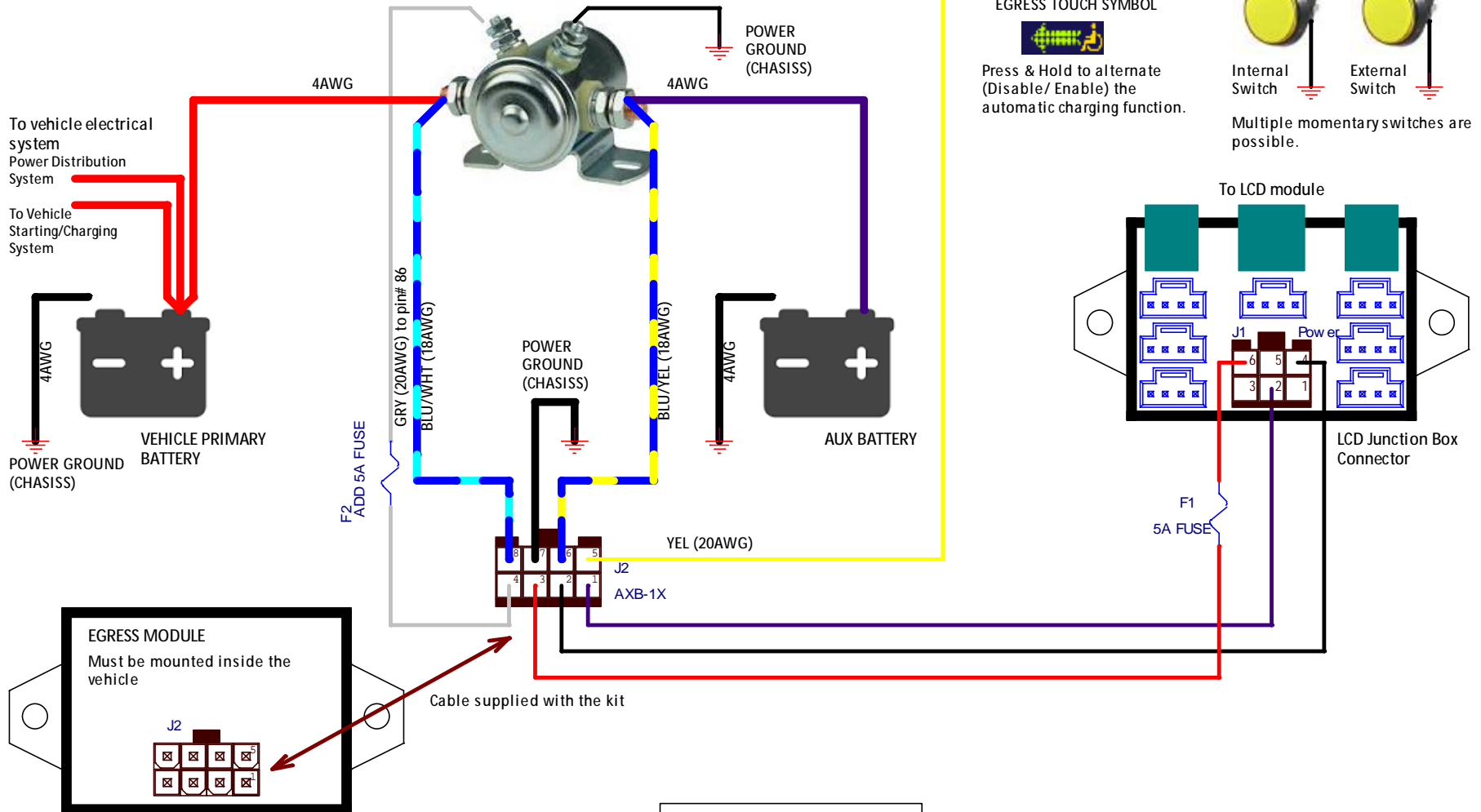
Size	CAGE Code	DWG NO	Rev
A3	059-957-746	STA-035	A
Scale	Sheet 2 of 3		

# Power and Back-Up Battery Wiring

USE COPPER CABLE LUGS



100A Solenoid (Must be mounted as close as possible to the AUX battery)



IDENTIFYING THE AUX BATTERY MODULE

4 Gauge AWG Battery Cable has an amperage capacity of 100 amps at a cable length of 9.4 feet. Don't even think to over lengthen the cable. It is recommended to shorten the battery cables as much as possible.

**R.A.SH Tronics Ltd**


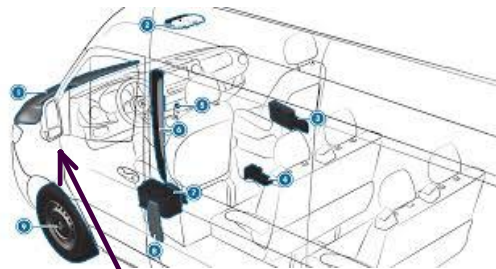
(T) +972-48517656  
(F) +972-48523339  
rashtronix@gmail.com  
Friday, April 03, 2020

AXB-1X, EGRESS Module Connections

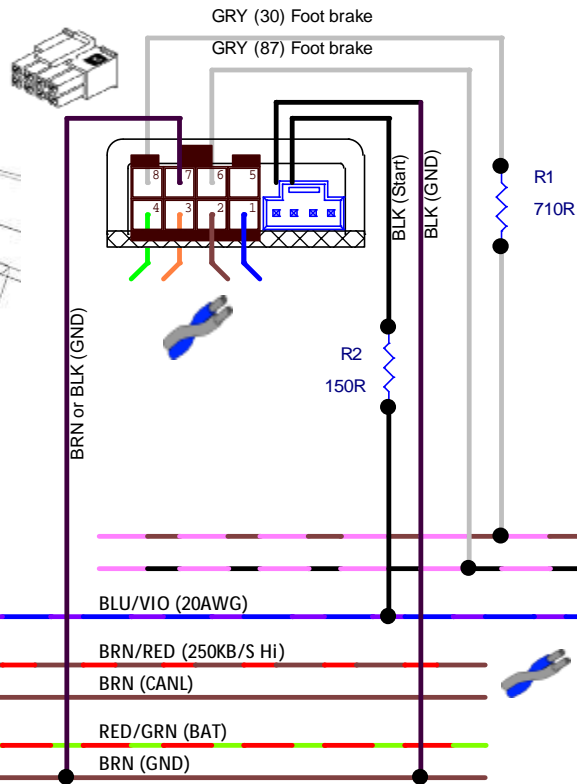
Size	CAGE Code	DWG NO	Rev
A4	059-957-746		A
Scale	Sheet 1 of 3		

# Pushbutton Start Wiring

IDENTIFYING THE START/STOP WIRE LOCATION



LU A 907 900 17 05



IDENTIFYING THE FOOTBRAKE SWITCH LOCATION



Foot brake switch connector

© 2020 R.A.SH Tronics Ltd. All rights reserved. Reproduction by any means, electronic, graphics (GUI) or mechanical, including photocopying, recording or by any information storage and retrieval system or translation in whole or part is NOT PERMITTED without written authorization from R.A.SH Tronics Ltd IL.

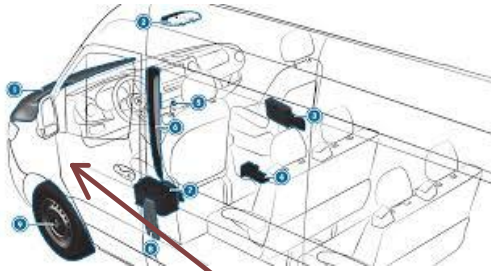
**R.A.SH Tronics Ltd**  
 (T) +972-48517656  
 (F) +972-48523339  
[rashtronix@gmail.com](mailto:rashtronix@gmail.com)  
 Thursday, April 02, 2020

**MERCEDES SPRINTER 907 Start/ Stop wiring**

Size A4	CAGE Code 059-957-746	DWG NO RSM-50X MBS907	Rev A
Scale	Sheet 1 of 1		

# Electronic Gear Shifter Wiring

IDENTIFYING THE CANbus CUT LOCATION & ECU

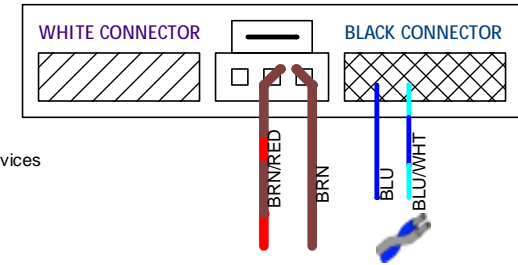


**NOTICE**  
Control board bottom side  
ECU: shorted  
MDL: open

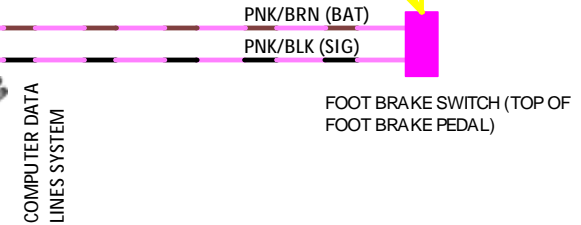

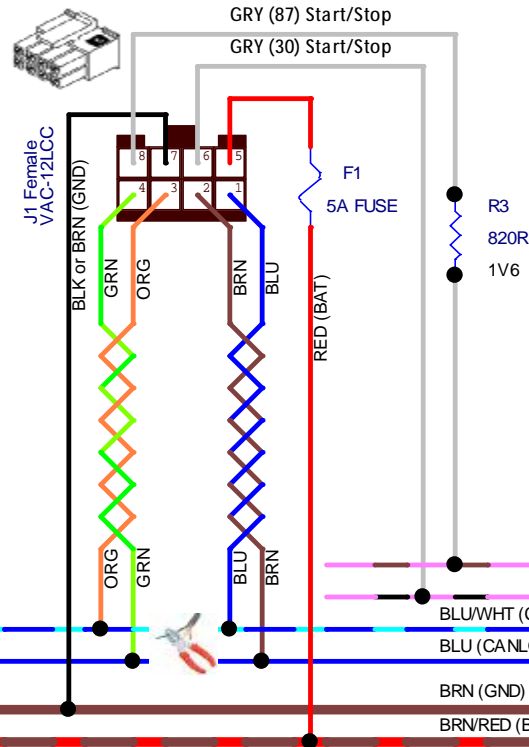

J3 RJ-12 on back side IDENTIFYING THE CANbus Gateway



MODULE A213 900 17 22 FRONT VIEW



IDENTIFYING THE GEAR CONTROL MODULE A213 900 17 22



© 2020 R.A.SH Tronics Ltd. All rights reserved. Reproduction by any means, electronic, graphics (GUI) or mechanical, including photocopying, recording or by any information storage and retrieval system or translation in whole or part is NOT PERMITTED without written authorization from R.A.SH Tronics Ltd IL.

**R.A.SH Tronics Ltd**

(T) +972-48517656

(F) +972-48523339

[rashtronix@gmail.com](mailto:rashtronix@gmail.com)

Friday, April 03, 2020

MERCEDES SPRINTER 907 Electronic Gear Selector


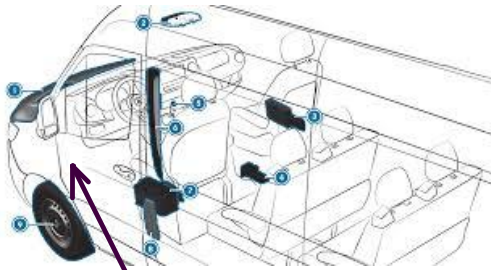
Size A4	CAGE Code 059-957-746	DWG NO RSM-50X MBS907	Rev A
Scale	SW: RSM-50 X01 MBS907.HEX		Sheet 1 of 1

# Multi-Function Module

## Information

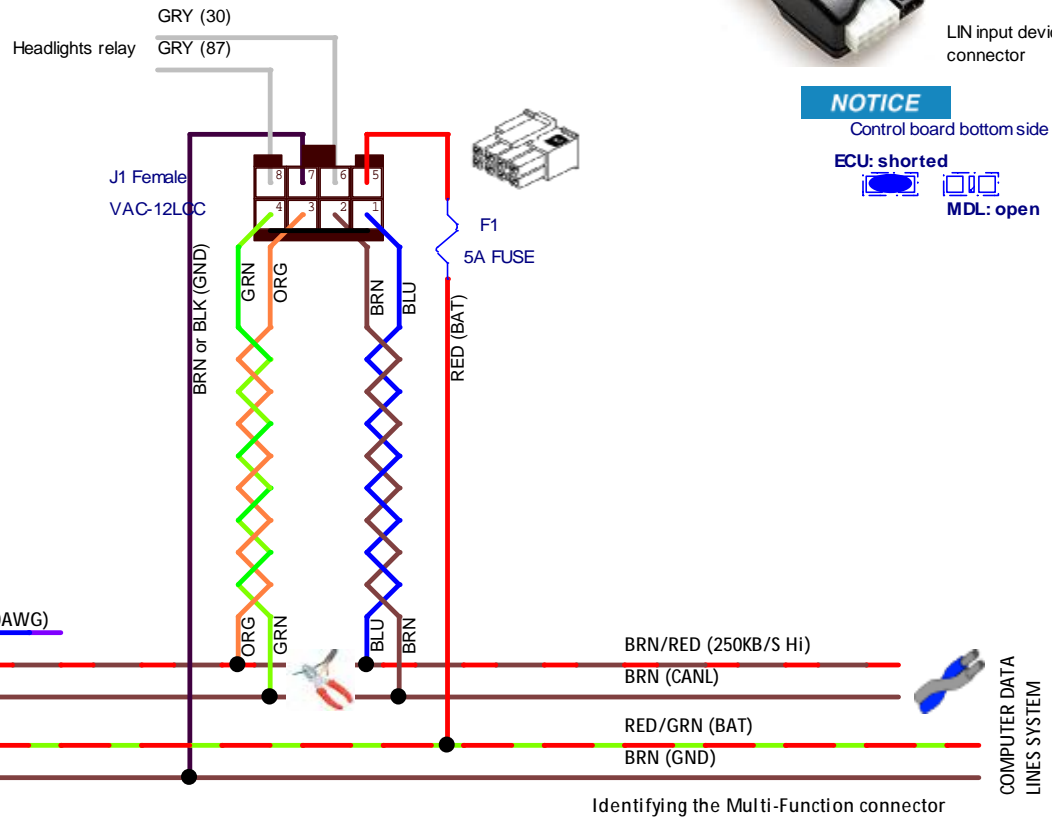
CANbus wires cutting location is critical, follow the instructions carefully.

### IDENTIFYING THE CANbus CUT LOCATION & ECU



LU A 907 900 17 05

© 2020 R.A.SH Tronics Ltd. All rights reserved. Reproduction by any means, electronic, graphics (GUI) or mechanical, including photocopying, recording or by any information storage and retrieval system or translation in whole or part is NOT PERMITTED without written authorization from R.A.SH Tronics Ltd IL.



RJ-12 on back side



### IDENTIFYING THE CANbus Gateway



LIN input devices connector

### NOTICE

Control board bottom side

ECU: shorted

MDL: open

## R.A.SH Tronics Ltd

(T) +972-48517656

(F) +972-48523339

[rashtronix@gmail.com](mailto:rashtronix@gmail.com)

Friday, April 03, 2020

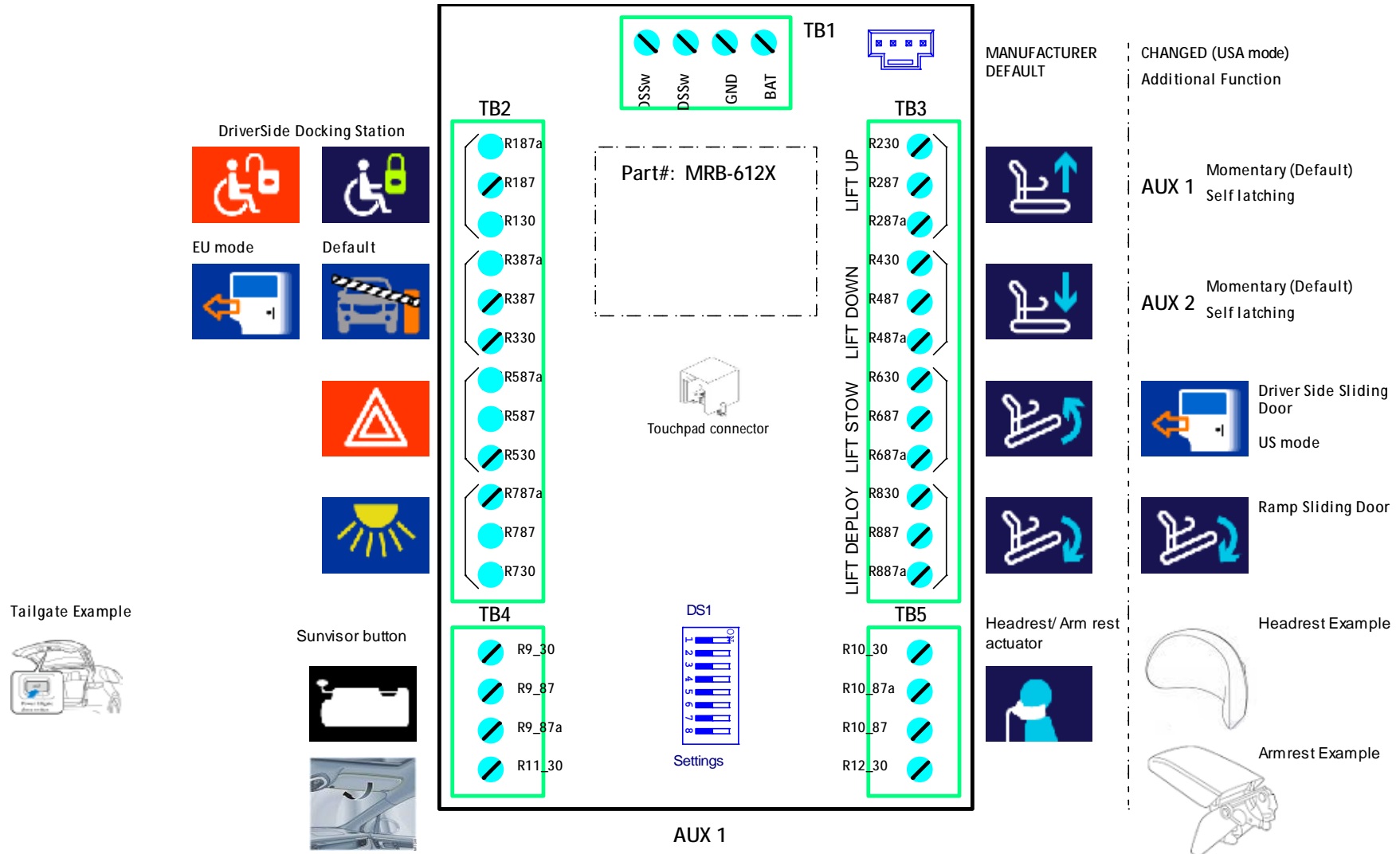
## MERCEDES SPRINTER 907 MULTI-FUNCTION

Size A4	CAGE Code 059-957-746	DWG NO VAC-12X MBS907	Rev A
Scale	SW: VAC-12 X01MF MBS907.HEX		Sheet 1 of 1

## Windows & Mirrors module



# MRB-612X Multi-Relay Module



© 2020 R.A.SH Tronics Ltd. All rights reserved. Reproduction by any means, electronic, graphics (GUI) or mechanical, including photocopying, recording or by any information storage and retrieval system or translation in whole or part is NOT PERMITTED without written authorization from R.A.SH Tronics Ltd IL.

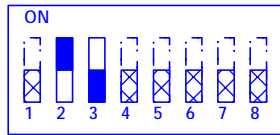
**R.A.SH Tronics Ltd**  
 (T) +972-48517656  
 (F) +972-48523339  
[rashtronix@gmail.com](mailto:rashtronix@gmail.com)  
 Friday, March 20, 2020

Universal Multi-Function module, 12 high current relays

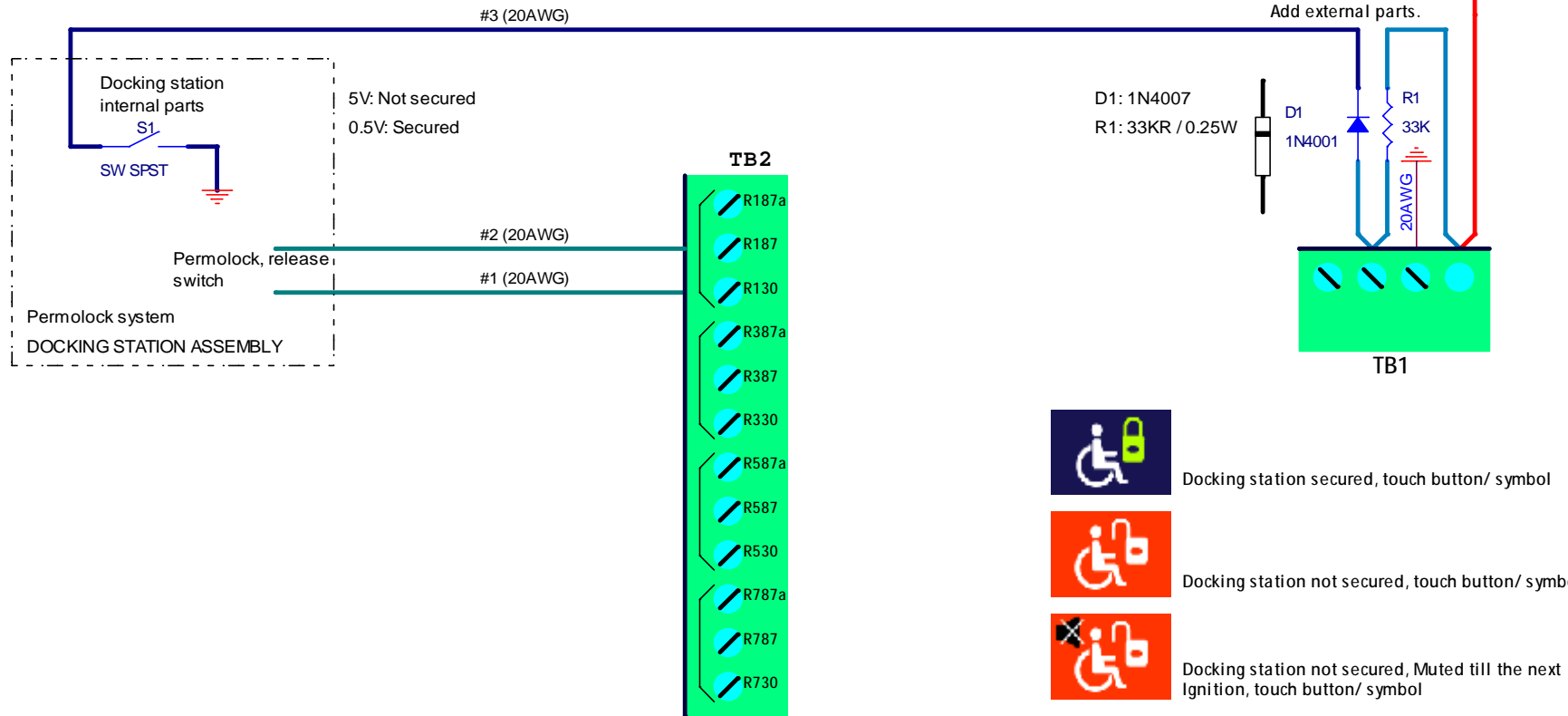
Size A4	CAGE Code 059-957-746	DWG NO <b>Part#: MRB-612 X</b>	Rev A
Scale		Sheet 1	of 3

# MRB-612X Docking Station Wiring

Dip Switch #2 & #1



Docking Station Type (Permolock Enabled)



Docking station secured, touch button/ symbol



Docking station not secured, touch button/ symbol



Docking station not secured, Muted till the next Ignition, touch button/ symbol

© 2020 R.A.SH Tronics Ltd. All rights reserved. Reproduction by any means, electronic, graphics (GUI) or mechanical, including photocopying, recording or by any information storage and retrieval system or translation in whole or part is NOT PERMITTED without written authorization from R.A.SH Tronics Ltd IL.

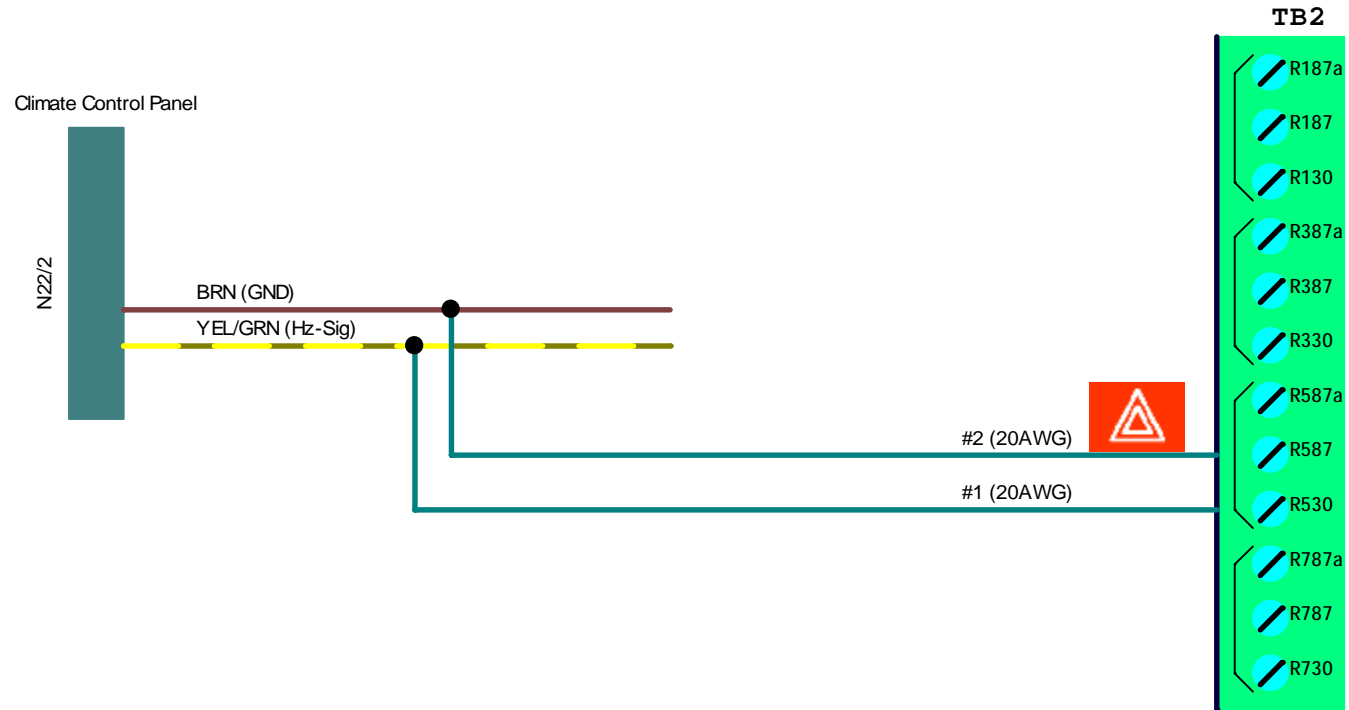
**R.A.SH Tronics Ltd**

(T) +972-48517656  
 (F) +972-48523339  
[rashtronix@gmail.com](mailto:rashtronix@gmail.com)  
 Friday, April 03, 2020

MRB-612X Docking Station Wiring (PermoLock)

Size A4	CAGE Code 059-957-746	DWG NO	Part#: MRB-612X	Rev A
Scale		Sheet 1	of 3	

# MRB-612X Hazards Wiring



© 2020 R.A.SH Tronics Ltd. All rights reserved. Reproduction by any means, electronic, graphics (GUI) or mechanical, including photocopying, recording or by any information storage and retrieval system or translation in whole or part is NOT PERMITTED without written authorization from R.A.SH Tronics Ltd IL.

**R.A.SH Tronics Ltd**  
 (T) +972-48517656  
 (F) +972-48523339  
[rashtronix@gmail.com](mailto:rashtronix@gmail.com)  
 Friday, April 03, 2020

MRB-612X Hazards Wiring Sprinter 907

Size A4	CAGE Code 059-957-746	DWG NO	Rev A
Scale		Part#: <b>MRB-612X</b>	Sheet 1 of 3